

RETAIL



De el 20 al

50%

de las promociones no generan aumento en las ventas, o peor aún, tienen un impacto negativo

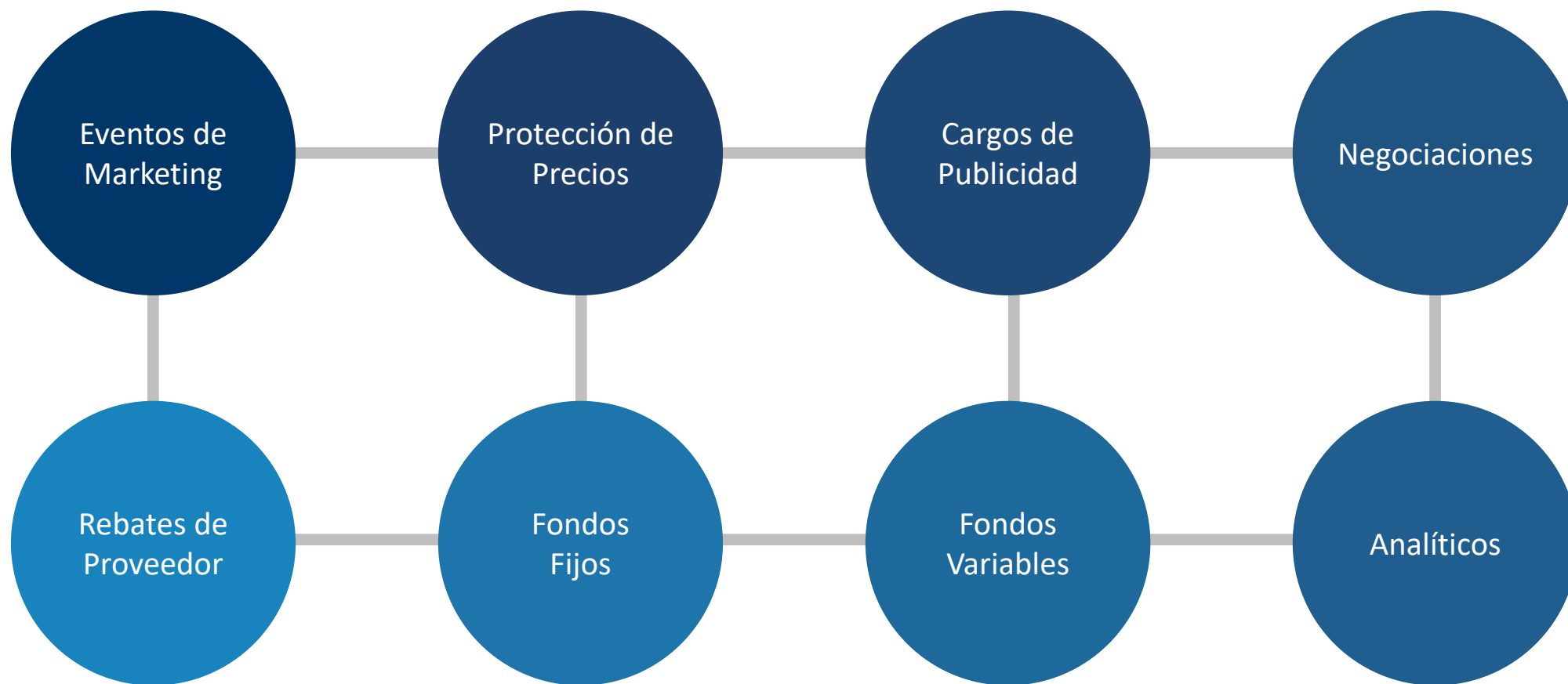




Tiene
visibilidad de
la eficacia y
efectividad de
sus programas
promocionales
?



Utilice Vistex para garantizar que sus promociones generan volumen y ganancias



Creación de Promoción



Áreas de Oportunidad

- Visión limitada del impacto en ingreso y margen
- Gestión fragmentada de los calendarios de promociones y su documentación
- Tiempo excesivo para revisar datos plan contra real



Beneficios de la solución de Vistex

- Visibilidad de las mejores y peores promociones basadas en sus resultados
- Repositorio central de todas las promociones
- Revisión automática del performance de las promociones como el plan




Analice los programas para comprender mejor las tendencias del negocio y aumentar la rentabilidad



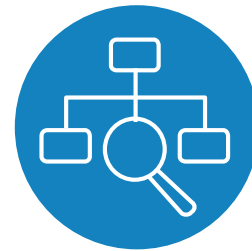
Tiempo Real

Datos transaccionales en reportes operativos



Visibilidad

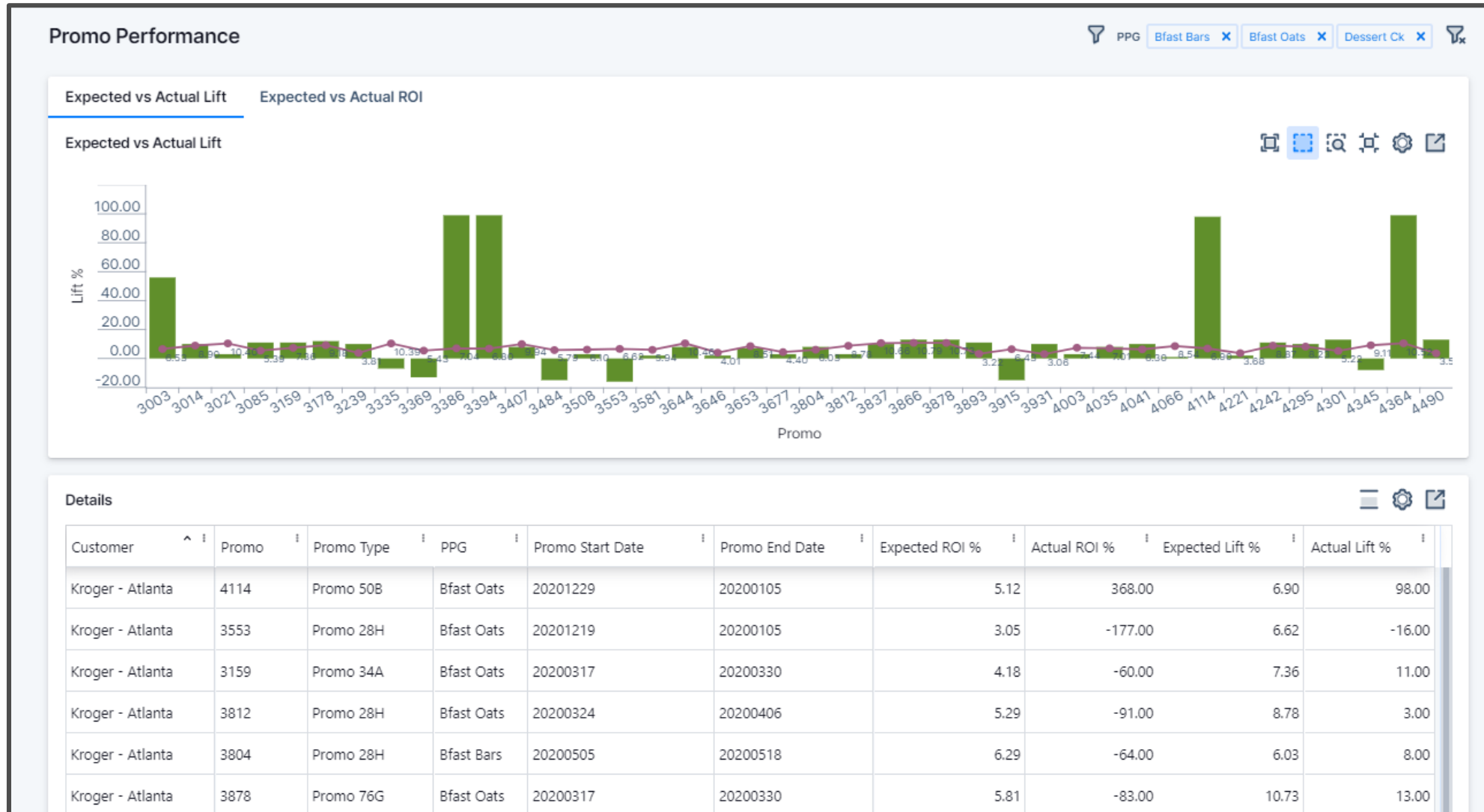
del performance a través de analíticos



Flexibilidad

de añadir datos y campos importantes para el negocio

Analice el éxito durante y después de la promoción



Registre los detalles de las promociones otorgadas por los proveedores

ZCBR Chargeback Retail: 3624

Vendor: Taste of Italy Valid From: May 01, 2020
 Currency: USD Valid To: May 09, 2020

Edit

Review Sheet

< Back

Header Eligibility (1) Rules (2) Chargeback Retail

General

Vendor:

Description: Chargeback Retail

External description: CHARGEBACK AGR.

Currency: USD

Sales Organization: USA

Distribution Channel: Direct Sales

Division: Product Division 00

Chargeback Retail

General

Agreement	External Description	Valid From	Valid To	Sales Organization	Distribution Ch.	Division	Status
3624	CHARGEBACK AGR.	05/01/2020	05/09/2020	USA	Direct Sales	Product Division 00	Completed

Eligible Vendor

Vendor	Description	Valid From	Valid To
1043	Taste of Italy	05/01/2020	05/09/2020

Eligible Site

Site	Description	Valid From	Valid To
1710	New York - USA	05/01/2020	05/09/2020

Scan Back

Article	Description	Rate	Valid From	Valid To
FS-010	Tomato Paste 12 oz	0.25 USD	05/01/2020	05/09/2020
FS-011	Tomato Sauce 12 oz	0.35 USD	05/01/2020	05/09/2020
FS-012	Diced Tomatoes 12 oz	0.50 USD	05/01/2020	05/09/2020
FS-013	Crushed Tomatoes 24 oz	0.50 USD	05/01/2020	05/09/2020
FS-014	Stewed Tomatoes 14.5 oz	0.60 USD	05/01/2020	05/09/2020

Vendor Funding % by Article

Event	Event Description	Rate	Valid From	Valid To	Rate
End Cap Display	End Cap Display	100.000 %	05/01/2020	05/09/2020	200.000 USD

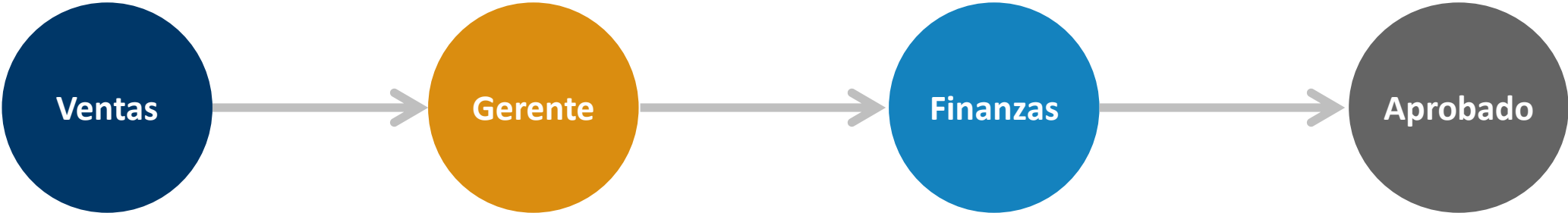
Analice el programa para determinar el impacto y la rentabilidad

Analysis Weekly Breakdown

Week 13											
Tomato Paste 12 oz				Tomato Sauce 12 oz				Diced Tomatoes 12 oz			
	With CB	Without CB	Variance	With CB	Without CB	Variance	With CB	Without CB	Variance		
Chargeback Retail	\$6,060.43	\$2,350.26	\$3,710.17	\$6,242.12	\$2,331.01	\$3,911.11	\$10,412.93	\$4,755.58	\$5,657.35		
Taste of Italy	\$6,060.43	\$2,350.26	\$3,710.17	\$6,242.12	\$2,331.01	\$3,911.11	\$10,412.93	\$4,755.58	\$5,657.35		
Northeast Stores	\$6,060.43	\$2,350.26	\$3,710.17	\$6,242.12	\$2,331.01	\$3,911.11	\$10,412.93	\$4,755.58	\$5,657.35		
New York - USA	\$6,060.43	\$2,350.26	\$3,710.17	\$6,242.12	\$2,331.01	\$3,911.11	\$10,412.93	\$4,755.58	\$5,657.35		
Base Volume	21,687	8,576	0	19,576	7,409	0	20,576	9,576	0		
Incremental %	3.50%	1.50%	0.00%	2.86%	1.49%	0.00%	3.28%	1.35%	0.00%		
Volume	22,446	8,705	13,741	20,136	7,519	12,616	21,251	9,705	11,546		
% Off	0.00%	0.00%	0.00%	0.00%	0.00%	0.00%	0.00%	0.00%	0.00%		
\$ Off	\$0.25	\$0.00	\$0.00	\$0.35	\$0.00	\$0.00	\$0.50	\$0.00	\$0.00		
Contract Cost	\$0.00	\$0.00	\$0.00	\$0.00	\$0.00	\$0.00	\$0.00	\$0.00	\$0.00		
Net Contract Cost	\$0.57	\$0.82	-\$0.25	\$0.59	\$0.94	-\$0.35	\$0.98	\$1.48	-\$0.50		
Retail Price	\$0.84	\$1.09	-\$0.25	\$0.90	\$1.25	-\$0.35	\$1.47	\$1.97	-\$0.50		
Margin Per	\$0.27	\$0.27	\$0.00	\$0.31	\$0.31	\$0.00	\$0.49	\$0.49	\$0.00		
Gross Sales	\$18,854.68	\$9,488.06	\$9,366.62	\$18,122.29	\$9,399.24	\$8,723.05	\$31,238.81	\$19,119.39	\$12,119.42		
Cost	\$12,794.25	\$7,137.80	\$5,656.45	\$11,880.17	\$7,068.23	\$4,811.94	\$20,825.88	\$14,363.81	\$6,462.07		
Margin	\$6,060.43	\$2,350.26	\$3,710.17	\$6,242.12	\$2,331.01	\$3,911.11	\$10,412.93	\$4,755.58	\$5,657.35		
Margin %	32.14%	24.77%	7.37%	34.44%	24.80%	9.64%	33.33%	24.87%	8.46%		
Volume Loss %	0.00%	0.00%	0.00%	0.00%	0.00%	0.00%	0.00%	0.00%	0.00%		

Apruebe el análisis y cree directamente la promoción

Proceso de aprobación flexible, definido por el negocio



Apruebe

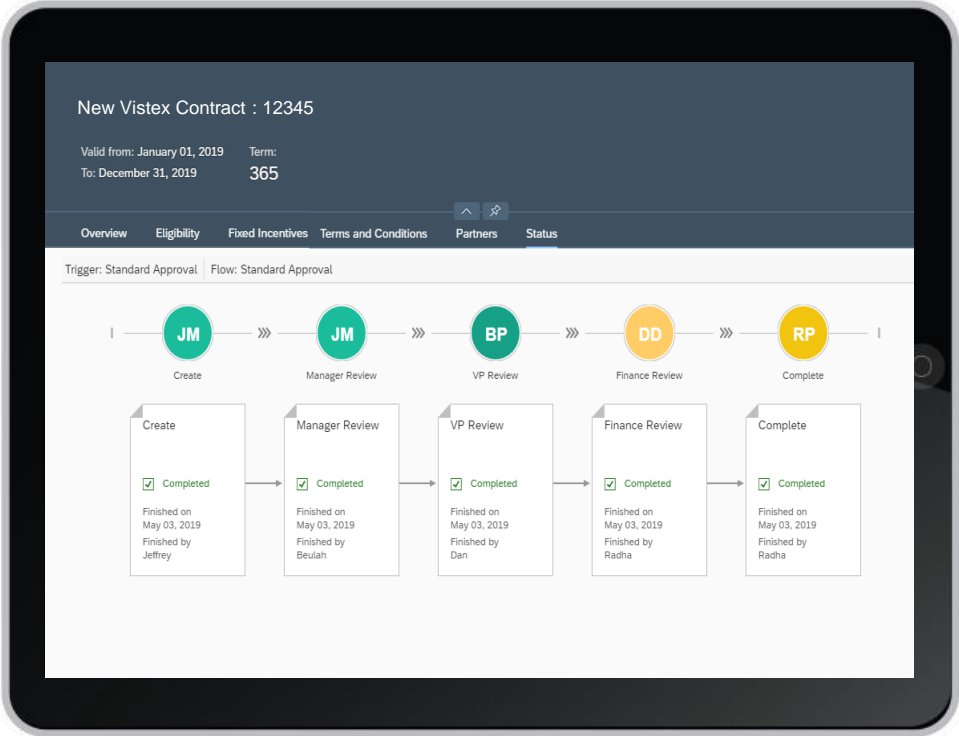
Programas por email o dispositivos móviles

Audite

Aprobaciones y cambios

Adjunte

Detalles importantes



Comparta el detalle de los programas a través de VIBES

VELOCITY

Home

DASHBOARD

ANALYTICS

SIGNATURES

ENROLLMENTS

SUBMISSIONS

SUBMISSIONS HISTORY

PARTNER TIERS

RESOURCES

Wallet

Program	Earnings	Payout	Remaining
Q1 2018 - Rebate Promotions	48,106.50 USD	29,129.25 USD	29 Days Remaining
Transactional Rebate - 2018	55,975.35 USD	48,579.45 USD	9 Months Remaining
Volume Rebate - 2018	122,223.17 USD	98,301.15 USD	9 Months Remaining
Special Price Agreement - 2018	104,620.00 USD	65,775.00 USD	9 Months Remaining

Statements

Column Settings

Period	Date Generated	Description	Statement
January 2018	29 Jan 2018	Monthly Statement	PDF
September 2017	04 Oct 2017	Monthly Statement	PDF
September 2017	02 Oct 2017	Monthly Statement	PDF

Claims

Velocity Inc.

CONTACT US
Customer Care 1800 227 6868
www.vistex.com

Techmart Corp,
600N Country Line Rd,
Darien IL 60622.

In order that Velocity Inc., may continue to efficiently provide its customers products while controlling the economic impact, we are pleased to introduce the following rebate plan. This plan is driven by the company wide goals for continual quality improvements because of our uncompromising commitment to meeting customer needs.

The goals of Velocity Inc., are drawn from our mission "to meet and exceed the expectations of those who we serve and those who work for us." Our commitment to this mission has enabled us to improve teamwork globally with Velocity Inc. and our partners, create a better work environment, improve product quality, introduce new products, and create greater satisfaction for all of our customers.

This document contains proprietary information that is not to be used or shared with any third parties, except where such disclosure is required by law, nor is it to be used outside of the context of this agreement between Velocity Inc., and our Partners. If there are any questions, feel free to contact your local Sales Manager, Joseph Martin, at (800)555-1212. We look forward to the year ahead and look forward to working together to obtain our goals. On behalf of our CEO, thank you for your continued commitment to Velocity Inc.

Sincerely,
David Smith,
Vice President Sales and Marketing

TERMS AND CONDITIONS

GENERAL

These Standard Terms and Conditions, together with any terms contained in any Velocity Inc. Sales order and the Velocity Inc. Special Terms and Conditions for the Sales Order attached to Velocity Inc. Sales order, will govern the terms of Velocity Inc.'s Sales of Partner's products ("Products" or "Product" as the context requires). Each sales order constitutes Velocity Inc.'s offer to sell Product and Partner's acceptance is expressly limited to these terms and conditions notwithstanding any contract provisions in Partner's invoice, acknowledgment forms or other documents. Any of the following acts by the Partner will constitute acceptance of an order: signing and returning a copy of a Sales order or returning Partner's own form of acknowledgment; or informing Velocity Inc. of commencement of performance. No order may be changed or terminated without the consent of Velocity Inc.

PRECEDENCE OF DOCUMENTS

The documents comprising the Agreement are intended to create a complete and comprehensive agreement. To the extent that there may be conflicting provisions contained in any of the separate documents, the documents shall be construed in such a way as to make the provisions non-conflicting. In the event that conflicting provisions

Promoción Financiada por Proveedor



Áreas de Oportunidad

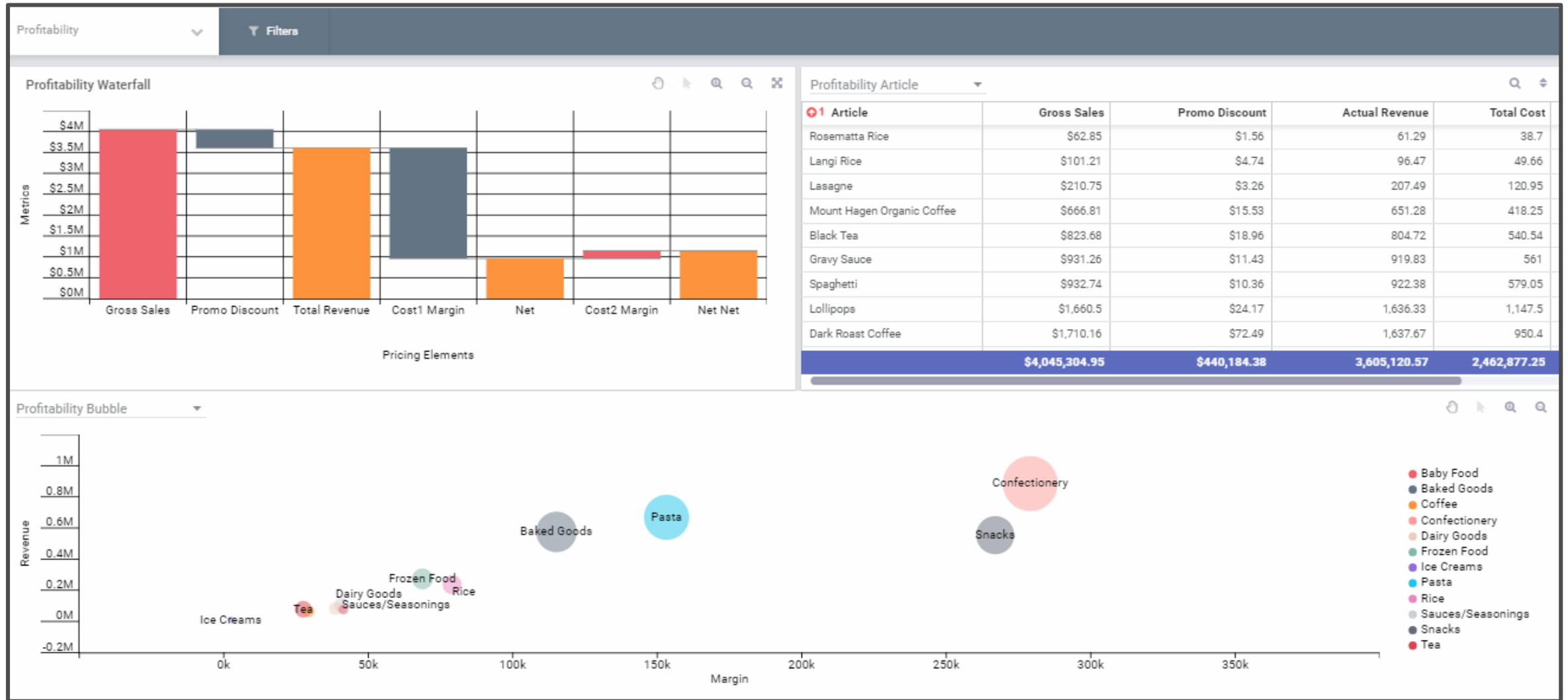
- Pérdida de recuperaciones de los programas otorgados por proveedor
- Proceso prolongado para obtener información de sistemas de Puntos de Venta
- Pérdida de documentación de soporte para negociaciones y recuperaciones



Beneficios de la Solución de Vistex

- Cálculo por sistema de los montos a recuperar con proveedor por las promociones
Rápida revisión de información de POS directamente en sistema
- Visibilidad completa de la información de las promociones

Evalúe ingreso y margen por categoría y artículo



Calcule automáticamente recuperaciones basadas en lecturas del POS

CB Retail 3 : 3000001352 May 01 , 2020 - May 09 , 2020

Header Items Tracking

Items (5) Standard

Document	Item	Agreement	Material	IP Quantity	Net Value	Currency	Basis Date
R000000873	10	3624	FS-010	7,320 EA	1,830.00	USD	May 08, 2020
R000000873	20	3624	FS-011	1,800 EA	625.00	USD	May 08, 2020
R000000873	30	3624	FS-012	2,520 EA	1,260.00	USD	May 08, 2020
R000000873	40	3624	FS-013	5,352 EA	2,676.00	USD	May 08, 2020
R000000873	50	3624	FS-014	240 EA	144.00	USD	May 08, 2020

CB Retail POS Data(CBR3): R000000873

Header Items Active Documents

Items (5) Standard

Transaction Item	Material Entered	Material	Quantity	Base Unit	Net Price	Total Amount	Serv. Rendered
10	FS-010	Tomato Paste 12 oz	7,320 EA	EA	1.09 USD	7,978.80 USD	May 08, 2020
20	FS-011	Tomato Sauce 12 oz	1,800 EA	EA	1.25 USD	2,250.00 USD	May 08, 2020
30	FS-012	Diced Tomatoes 12 oz	2,520 EA	EA	1.97 USD	4,964.40 USD	May 08, 2020
40	FS-013	Crushed Tomatoes 24 oz	5,352 EA	EA	1.97 USD	10,543.44 USD	May 08, 2020
50	FS-014	Stewed Tomatoes 14.5 oz	240 EA	EA	2.08 USD	499.20 USD	May 08, 2020

Chargeback Retail Accrual : 1793 May 01 , 2020 - May 09 , 2020

General Participants Source Status

Participants (1) Standard

Partner Type	Posting Status	Participant	Net Value	Currency	Company Code	Posting Date
Vendor	Posted	Taste of Italy	6,540.00	USD	1710	May 09, 2020

Provisione el ingreso y notifique al proveedor

Capture la respuesta de proveedor y automáticamente ajuste los montos dentro de tolerancia

Chargebacks Inbound Comm.(CBR1): 283

[Edit](#) [Approve](#) [Reject](#) [Back](#)

Header Items (5) Postings (1) Status

Document Information

Calculation Run Type: Chargeback Retail Settlement
 Vendor: 1043
 Calculation Run: 1794
 Company Code: 1710
 Response Date: May 09, 2020

Pricing Information

Debit/Credit Indicator: Incoming
 Submitted Amount: 6,540.00 USD
 Adjusted Amount: 6,509.00 USD
 Original Response Amount: 6,509.00 USD

Condition type	Description	Rate	Currency	Per	Condition Unit	Base Value	Condition Value
<input type="checkbox"/> PR00	Price	1.25	USD	1	EA	1,800	2,250.00
<input type="checkbox"/> ZSCB	Scan Back	0.35	USD	1	EA	1,800	630.00
<input type="checkbox"/> ZNCP	Net Contract Price	0.35	USD	1		1,800,000	630.00
<input type="checkbox"/> ZTOL	Tolerance Amount	5.00	USD	0			5.00
<input type="checkbox"/> EDI2	Partner Response	625.00	USD	0			625.00
<input type="checkbox"/> ZADJ	Auto Adjusted Amount	0.00	USD	0			5.00
<input type="checkbox"/> ZAAC	Accepted Amount	0.35	USD	1		1,800,000	625.00

Items (5)

Standard

Document	Item	Material	Material	Original Claim Amount	Orig. Response Amt	Agreement
<input type="checkbox"/> R000000873	10	FS-010	Tomato Paste 12 oz	1,830.00 USD	1,830.00 USD	3624
<input type="checkbox"/> R000000873	20	FS-011	Tomato Sauce 12 oz	630.00 USD	625.00 USD	3624
<input type="checkbox"/> R000000873	30	FS-012	Diced Tomatoes 12 oz	1,260.00 USD	1,260.00 USD	3624
<input type="checkbox"/> R000000873	40	FS-013	Crushed Tomatoes 24 oz	2,676.00 USD	2,650.00 USD	3624
<input type="checkbox"/> R000000873	50	FS-014	Stewed Tomatoes 14.5 oz	144.00 USD	144.00 USD	3624

Ajuste diferencias fuera de tolerancia

Chargeback Retail Settlement : 1794 May 01 , 2020 - May 09 , 2020

Items (5) | Standard ▾

<input type="checkbox"/>	Source Doc	Item	Recon Status	Material	Material	Qty	Net Value	Currency	Partner Comm.	Orig Submission Amt	Orig Response Amt	Currency	
<input type="checkbox"/>	R000000873	10	Fully Reconciled	FS-010	Tomato Paste 12 oz	7,320	1,830.00	USD	283	1,830.00	1,830.00	USD	>
<input type="checkbox"/>	R000000873	20	Fully Reconciled	FS-011	Tomato Sauce 12 oz	1,800	625.00	USD	283	630.00	625.00	USD	>
<input type="checkbox"/>	R000000873	30	Fully Reconciled	FS-012	Diced Tomatoes 12 oz	2,520	1,260.00	USD	283	1,260.00	1,260.00	USD	>
<input type="checkbox"/>	R000000873	40	Partially Reconciled	FS-013	Crushed Tomatoes 24 oz	5,352	2,676.00	USD	283	2,676.00	2,650.00	USD	>
<input type="checkbox"/>	R000000873	50	Fully Reconciled	FS-014	Stewed Tomatoes 14.5 oz	240	144.00	USD	283	144.00	144.00	USD	>

<input type="checkbox"/>	Condition type	Description	Rate	Currency	Per	Condition Unit	Base Value	Condition Value
<input type="checkbox"/>	PR00	Price	1.97	USD	1	EA	5,352	10,543.44
<input type="checkbox"/>	ZSCB	Scan Back	0.50	USD	1	EA	5,352	2,676.00
<input type="checkbox"/>	ZNCP	Net Contract Price	0.50	USD	1		5,352.000	2,676.00
<input type="checkbox"/>	ZTOL	Tolerance Amount	5.00	USD	0			5.00
<input type="checkbox"/>	EDI2	Partner Response	2,650.00	USD	0			2,650.00
<input type="checkbox"/>	ZAAC	Accepted Amount	0.50	USD	1		5,352.000	2,676.00

Los usuarios son alertados de altas discrepancias

Realice asientos contables de forma nativa en SAP

Chargeback Retail Settlement : 1794 May 01 , 2020 - May 09 , 2020

General Participants Source Status

Participants (1) Standard


<input type="checkbox"/> Partner Type	Posting Status	Participant	Net Value	Currency	Company Code	Posting Date
<input type="checkbox"/> Vendor	Posted	Taste of Italy	6,535.00	USD	1710	May 09, 2020 >


Para eventos de marketing, registre pruebas de realización con recuperación de proveedor

CB Marketing Event: 2308

Header Items (1) Document Flow **Attchments (1)**


Attachments (1)

 [MAY 2020 END CAP DISPLAY.pdf](#)
Title: MAY 2020 END CAP
Uploaded By: Rodolfo Gomez



MAY 2020 END CAP DISPL... 1 / 1

MAY 2020 END CAP DISPLAY



Navigation icons: zoom in (+), zoom out (-), and refresh (circular arrow).

El costo del evento se liquida en la cuenta por pagar del proveedor

CB Marketing Event: 2308 Edit Message Log < Back

Submitted By: [House Account for Marketing Events](#) Total Amount: 2,000.00 USD Posting Status: **Posting Complete**
Processing Date: May 08, 2020

Header Items (1) Document Flow Attchments (1)

General Administration

Event #: 2308
Type: CB Marketing Event
Vendor: [Taste of Italy](#)
Total Amount: 2,000.00 USD
Reference no.: MKT.EVENT 052020
Processing Date: May 08, 2020
Stage: Fully Settled

Posting Status: Posting Complete
Submitted By: [House Account for Marketing Events](#)

Items (1)

<input type="checkbox"/>	Promotion Type	Promotion Description	Qty.	Net Price	Total Amt	Claim Amt	Agmt.
<input type="checkbox"/>	DISPLAY	End Cap Display	1 cv	2,000.00	2,000.00 USD	2,000.00 USD	3361 >

La experiencia de nuestros clientes

Over **9k** vendor contracts managed



through Vistex with over \$2.6M in chargebacks processed per month

\$1.3m



sales order lines created 5,900 Vistex IP documents in 23 minutes at the world's largest retailer

Rebates de Proveedor



Áreas de Oportunidad

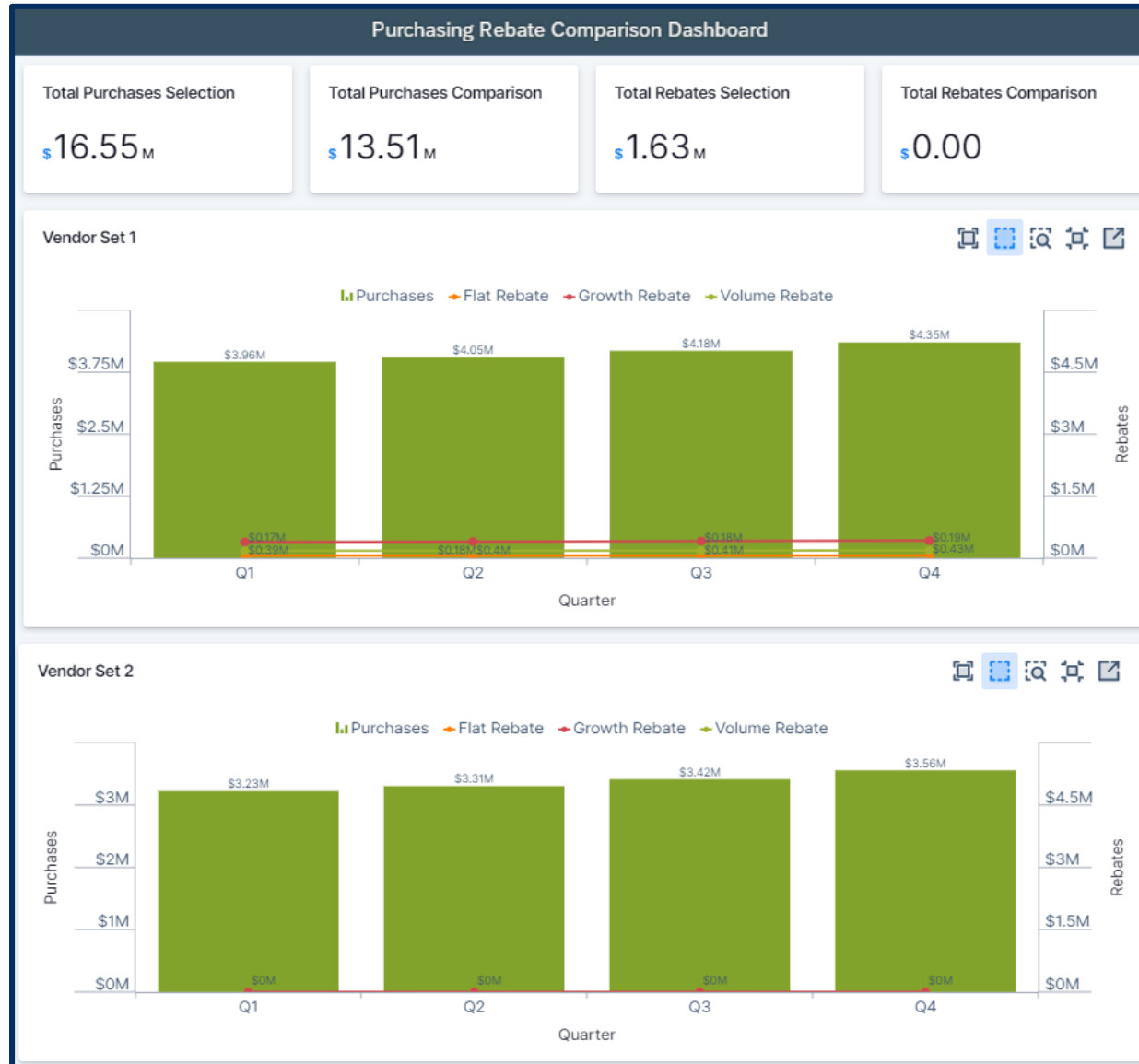
- Cálculo tedioso de Rebates, fuera de línea en hojas de cálculo
- Tipos de negociaciones limitadas por el sistema
- Proceso ineficiente de gestión y liquidación de rebates



Beneficios de la Solución de Vistex

- Automatización de los cálculos en programas de Rebates
- Flexibilidad para definir rebates de acuerdo a estrategias de la empresa
- Visibilidad al momento de compras, ventas y rebates calculados

Utilice su información de compras para maximizar los Rebates



Ingrese fácilmente los detalles de los contratos de rebates

ZPVR Purchase Vol Rebates: 3342

Valid From: January 01, 2020 Term: 366
 Valid To: December 31, 2020

[Overview](#) [Elgibility \(5\)](#) [Benefits \(9\)](#)

Vendor: Central Text
 Contract Type: ZPVR Purchas
 Contract: 3342
 Description: Volume & Gro
 External description: PURCHASING
 Valid From: January 01, 2
 Valid To: December 31
 Purchasing Org: 1710
 Purchasing Group: 001

Purchase Vol Rebates

General

Agreement	External Description	Valid From	Valid To	Purchasing Org.	Purchasing Grp.	Status
3342	PURCHASING REBATE	01/01/2020	12/31/2020	US Purch Org	Retail	Completed

Eligible Vendor

Vendor	Vendor	Valid From	Valid To
205	Central Textiles	01/01/2020	12/31/2020

Purchase Pool

Purchasing Org.	Rate	Valid From	Valid To
US Purch Org	100.000 %	01/01/2020	12/31/2020

Purchase Threshold

Rate	Valid From	Valid To
3,500,000.00 USD	01/01/2020	12/31/2020

Flat Volume Rebate

Rebate	Valid From	Valid To
2,500.00 USD	01/01/2020	12/31/2020


Growth Volume Rebate

Rate	Valid From	Valid To	Scales	
			From Value	Rate
5.000 %	01/01/2020	12/31/2020	3.00 %	5.000 %
			5.00 %	8.000 %
			8.00 %	10.000 %

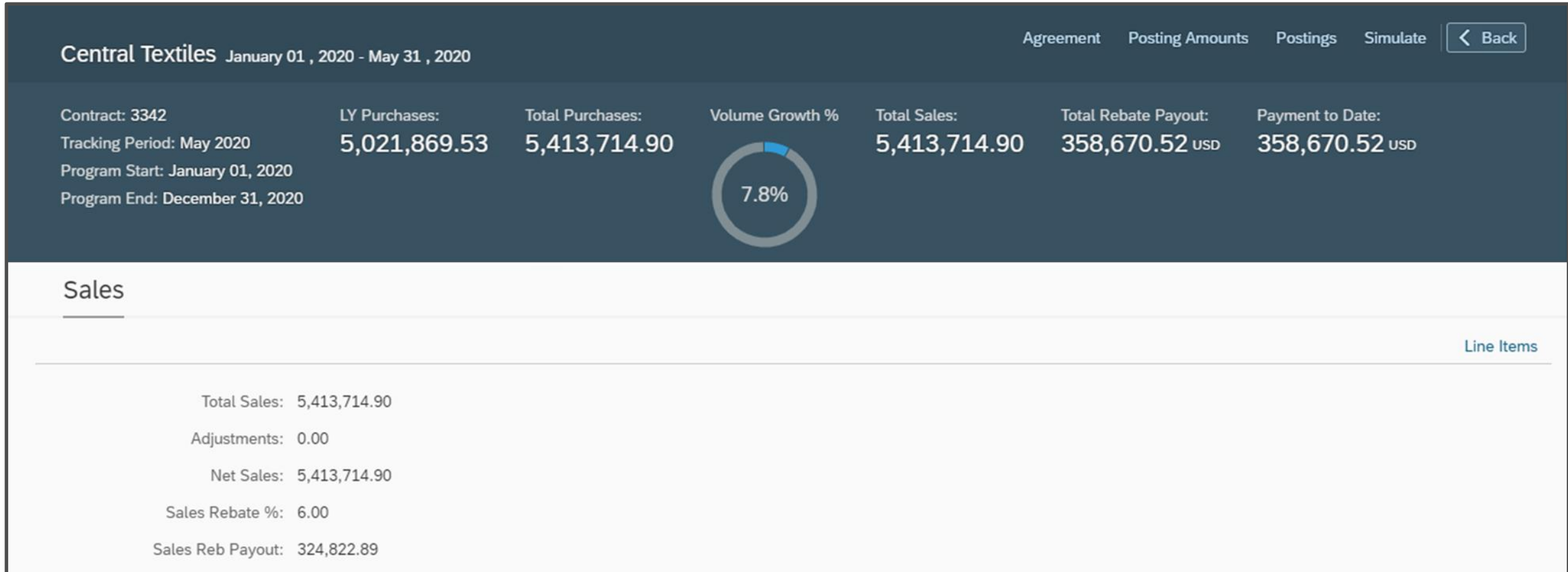
Sales Based Rebate

Rate	Valid From	Valid To	Scales	
			From Value	Rate
2.000 %	01/01/2020	12/31/2020	75,000.00 USD	2.000 %
			150,000.00 USD	4.000 %
			225,000.00 USD	6.000 %

[Edit](#) [Review Sheet](#) [Back](#)




Visualice el performance en programas basados en la venta



Visualice el performance en los programas por crecimiento

Central Textiles January 01 , 2020 - May 31 , 2020 Agreement Posting Amounts Postings Simulate [← Back](#)

Contract: 3342	LY Purchases:	Total Purchases:	Volume Growth %	Total Sales:	Total Rebate Payout:	Payment to Date:
Tracking Period: May 2020	5,021,869.53	5,413,714.90		5,413,714.90	358,670.52 USD	358,670.52 USD
Program Start: January 01, 2020						
Program End: December 31, 2020						

Growth


[Line Items](#)

This Year Purchases:	5,413,714.90
Last Year Purchases:	5,021,869.53
Volume Growth:	391,845.37
Volume Growth %:	7.80
Growth Payout %:	8.00
Growth Payout:	31,347.63

Visualice los pagos por rebate fijo

Central Textiles January 01 , 2020 - May 31 , 2020

Agreement Posting Amounts Postings Simulate [← Back](#)

Contract: 3342 Tracking Period: May 2020 Program Start: January 01, 2020 Program End: December 31, 2020	LY Purchases: 5,021,869.53	Total Purchases: 5,413,714.90	Volume Growth %  7.8%	Total Sales: 5,413,714.90	Total Rebate Payout: 358,670.52 USD	Payment to Date: 358,670.52 USD
--	--------------------------------------	---	---	-------------------------------------	---	---

Flat


[Line Items](#)

Purchases: 5,413,714.90
Threshold: 3,500,000.00
Flat Rebate Payout: 2,500.00

Visualice todos los beneficios obtenidos en un solo lugar

Central Textiles January 01 , 2020 - May 31 , 2020

Agreement Posting Amounts Postings Simulate [← Back](#)

Contract: 3342	LY Purchases:	Total Purchases:	Volume Growth %	Total Sales:	Total Rebate Payout:	Payment to Date:
Tracking Period: May 2020	5,021,869.53	5,413,714.90		5,413,714.90	358,670.52 USD	358,670.52 USD
Program Start: January 01, 2020						
Program End: December 31, 2020						

Total Rebate

[Line Items](#)

Standard Rebate:	0.00 USD
Flat Rebate:	2,500.00 USD
Sales Based Rebate:	324,822.89 USD
MDF Rebate:	0.00 USD
Volume Growth Rebate:	31,347.63 USD
Retro Rebate:	0.00 USD
Total Rebate Payout:	358,670.52 USD

Envíe los rebates a aprobación antes de ser facturado a proveedor y contabilizado en finanzas

Gerente

Finanzas

Aprobado

Purchasing Vol. Calc. Run : 530 /

Participant : Central Textiles January 01 , 2020 - May 31 , 2020 [Back to Main Page](#)

Details Accrual Settlement

Accrual (2)

Debit/Credit	G/L Account	Clearing Account	Company Code	Participant	Participant	Amount
Debit		X	1710	205	Central Textiles	358,670.52 USD >
Credit	Business area clearing(194500)		1710	205	Central Textiles	358,670.52 USD >

Purchasing Vol. Calc. Run : 530 /

Participant : Central Textiles January 01 , 2020 - May 31 , 2020 [Back to Main Page](#)

Details Accrual Settlement

Settlement (2)

Debit/Credit	G/L Acct	Company Code	Participant	Vendor	Amount
Debit		1710	205	Central Textiles	358,670.52 USD >
Credit		1710	205		358,670.52 USD >

La experiencia de nuestros clientes con Rebates de Compra

The world's largest
retailer creates

2,400

documents in
5 minutes and 780,000
accrual lines



Protección de Precios



Áreas de Oportunidad

- Conteo de niveles de inventario actual manual y fuera de línea
- Errores en cálculos de las reclamaciones a proveedor
- Falta de visibilidad de datos, provocando cálculos erróneos de margen



Beneficios de la Solución de Vistex

- Cálculo preciso de las recuperaciones con proveedor, en múltiples fuentes
- Seguimiento automático de inventario y órdenes de compra abiertas
- Visibilidad en cambios de rentabilidad debido a caídas de precios

Registre la notificación de proveedor de caída de precios

Chargeback PP(ZCPP): 3364

Edit

Review Sheet

< Back

Header

Price Protection Details

Payment Schedule

Performance

Approvals

Template

General

Admin

Vendor: Data Ma...

Created By: Dan Del Valle

Description: Price Protection

External description: PRICE PROTECTION

Currency: USD

Agreement: 3364

Sales Organization: USA

Distribution Channel: Direct Sales

Division: Product Division 00

Chargeback PP

General

Agreement	External Description	Valid From	Valid To	Sales Organization	Distribution Ch.	Division	Status
3364	PRICE PROTECTION	05/10/2020	05/10/2020	USA	Direct Sales	Product Division 00	Completed

Eligible Vendor

Vendor	Name	Valid From	Valid To	Look Back Window (Days)
206	Data Maxx	05/10/2020	05/10/2020	07

Price Protection Rate

Article	Description	New Price	Per	Unit	Valid From	Valid To
HT-0008	19" LED 720p HDTV	129.49 USD	1	EA	05/10/2020	05/10/2020
HT-0009	32" LED 720p HDTV	239.99 USD	1	EA	05/10/2020	05/10/2020

Visualice en tiempo real el cálculo de la recuperación por protección de precios, al recibir la notificación de caída de precios

Price Protection May 10 , 2020 - May 10 , 2020	
Inventory	
Price Drop Date:	May 10, 2020
Look Back Window:	7
On Hand Date:	May 03, 2020
Claim Amount:	20,137.00

Automáticamente cree las recuperaciones

Price Protection Inventory



Standard 

Material	On Hand Quantity	Goods Receipts	Total Qty Available	Old Price	New Price	Price Drop Amount	Claim Amount
HT-0008	314.000	0.000	314.000	159.99	129.49	30.50	9,577.00 >
HT-0009	264.000	0.000	264.000	279.99	239.99	40.00	10,560.00 >

Publique fácilmente estados de cuenta a los socios de negocio

VELOCITY

Home | DASHBOARD | ANALYTICS | SIGNATURES | ENROLLMENTS | SUBMISSIONS | SUBMISSIONS HISTORY | PARTNER TIERS | RESOURCES

Wallet

Q1 2018 - Rebate Promotions	Transactional Rebate - 2018	Volume Rebate - 2018	Special Price Agreement - 2018
Earnings 48,106.50 USD	Earnings 55,975.35 USD	Earnings 122,223.17 USD	Earnings 104,620.00 USD
Payout 29,129.25 USD	Payout 48,579.45 USD	Payout 98,301.15 USD	Payout 65,775.00 USD
01 Jan 2018 - 31 Mar 2018 29 Days Remaining	01 Jan 2018 - 31 Dec 2018 9 Months Remaining	01 Jan 2018 - 31 Dec 2018 9 Months Remaining	01 Jan 2018 - 31 Dec 2018 9 Months Remaining

Statements

Column Settings

Period	Date Generated	Description	Statement
January 2018	29 Jan 2018	Monthly Statement	PDF
September 2017	04 Oct 2017	Monthly Statement	PDF
September 2017	02 Oct 2017	Monthly Statement	PDF

Claims

Velocity Inc.

CONTACT US
Customer Service 1800 227 6868

2322 Horizon Circle
Tukwila, WA 98168
USA
Email: info@velocityinc.us

Gold Partner

Techmart(305665)
Rebate Earnings Statement from 01.09.2017 to 30.09.2017 Please examine this statement immediately. Transaction details are now printed on both sides of the statement. If no discrepancy is reported within 14 days from statement date, the account will be considered as correct.

Earnings Summary (USD)

Previous Earnings	82,212.05USD
Current Earnings	170,581.40 USD
Total Earnings	252,793.45 USD

Transaction Summary(USD)

Period	Net Value
September 2017	220,915.00 USD

Payout Summary(USD)

Payout till Date	252,793.45 USD
------------------	----------------

Summary by Program(USD)

Program	Amount(USD)
Special Price Agreement 2017	136,480.00
Unit Threshold Rebates 2017	290,319.10
Transactional Rebate 2017	78,787.80

Line Items

Transaction Date	Transaction	Material	Net Value(USD)
------------------	-------------	----------	----------------

Notifications

Negotiation Change
Velocity Inc has completed make changes.

Negotiation Created
A new negotiation has been created. It can be accessed at <https://vistas.vizdemolabs.com/negotiation/view/47c031a0-d615935f521>

Negotiation Change
Velocity Inc has completed make changes.

Negotiation Created
A new negotiation has been created. It can be accessed at <https://vistas.vizdemolabs.com/negotiation/view/47d3-Be8e-4d178190a6>

Negotiation Created
A new negotiation has been created. It can be accessed at <https://vistas.vizdemolabs.com/negotiation/view/82b4d474-0501-44cc-bdd1-a09fe4a01277>.
February 19, 2018 1:30 PM

[See All Alerts >](#)

Concilie las recuperaciones directamente en Fiananzas

CBP1: 251 Edit Approve Reject < Back

Header **Items (2)** Postings (1) Status

Document Information

Calculation Run Type: CPPS
Vendor: 206
Calculation Run: 1731
Company Code: 1710
Partner Response Date: May 10, 2020

Pricing Information

Debit/Credit Indicator: Incoming

Submitted Amount: 20,137.00 USD
Adjusted Amount: 20,137.00 USD
Accepted Amount: Overwrite

Original Response Amount: 20,137.00 USD
Posting Status: Posting Complete

Price Protection Accrual : 1730 May 01, 2020 - May 31, 2020

Participants (1)

<input type="checkbox"/>	Partner Type	Posting Status	Participant	Net Value	Currency	Company Code	Posting Date
<input type="checkbox"/>	Vendor	Posted	Data Maxx	20,137.00	USD	1710	May 31, 2020 >

Price Protection Settlement : 1731 May 01, 2020 - May 31, 2020

Participants (1)

<input type="checkbox"/>	Partner Type	Posting Status	Participant	Net Value	Currency	Company Code	Posting Date
<input type="checkbox"/>	Vendor	Posted	Data Maxx	20,137.00	USD	1710	May 31, 2020 >

La experiencia de nuestros clientes

Increased chargeback income by
5% at the nation's leading wholesale
source for business essentials

